

# JCM and JC1MS

Discontinued Model LM8JCM		Replacement Model LM8JC1MS
<p>Different point: Scale, Outline</p>		

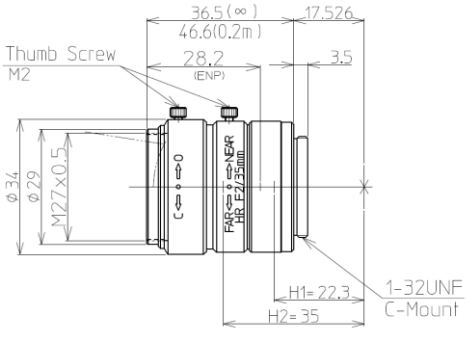

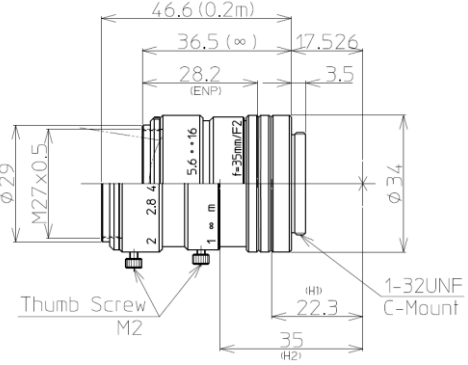
Discontinued Model LM12JCM		Replacement Model LM12JC1MS
<p>Different point: Scale, Outline</p>		

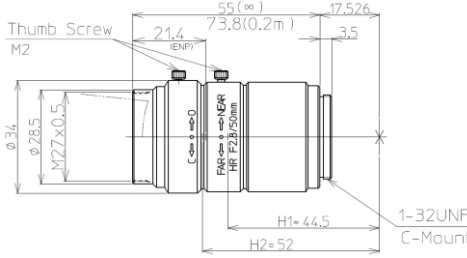

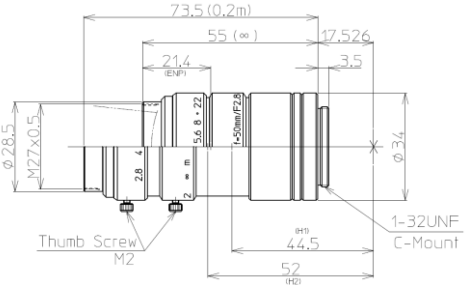
# JCM and JC1MS

Discontinued Model LM16JCM		Replacement Model LM16JC1MS
<p>Different point: Scale, Outline</p>		

Discontinued Model LM25JCM		Replacement Model LM25JC1MS
<p>Different point: Scale, Outline</p>		

# JCM and JC1MS

Discontinued Model LM35JCM		Replacement Model LM35JC1MS
 <p>Technical drawing of the discontinued LM35JCM model. Dimensions include: Total length 46.6 (0.2m), distance from thumb screw to end 36.5 (∞), distance from end to center of thumb screw 17.526, distance from end to center of ENP 28.2, distance from end to center of 1-32UNF C-Mount 3.5, diameter of main body 3.4, diameter of mounting hole 2.9, mounting hole size M27x0.5, and mounting hole depth 0.5. Mounting features include a thumb screw (M2), ENP, and a 1-32UNF C-Mount. Mounting heights are H1=22.3 and H2=35.</p>		 <p>Technical drawing of the replacement LM35JC1MS model. Dimensions include: Total length 46.6 (0.2m), distance from thumb screw to end 36.5 (∞), distance from end to center of thumb screw 17.526, distance from end to center of ENP 28.2, distance from end to center of 1-32UNF C-Mount 3.5, diameter of main body 3.4, diameter of mounting hole 2.9, mounting hole size M27x0.5, and mounting hole depth 0.5. Mounting features include a thumb screw (M2), ENP, and a 1-32UNF C-Mount. Mounting heights are H1=22.3 and H2=35.</p>
<p>Different point: Scale, Outline</p>		

Discontinued Model LM50JCM		Replacement Model LM50JC1MS
 <p>Technical drawing of the discontinued LM50JCM model. Dimensions include: Total length 73.8 (0.2m), distance from thumb screw to end 55 (∞), distance from end to center of thumb screw 17.526, distance from end to center of ENP 21.4, distance from end to center of 1-32UNF C-Mount 3.5, diameter of main body 3.4, diameter of mounting hole 2.85, mounting hole size M27x0.5, and mounting hole depth 0.5. Mounting features include a thumb screw (M2), ENP, and a 1-32UNF C-Mount. Mounting heights are H1=44.5 and H2=52.</p>		 <p>Technical drawing of the replacement LM50JC1MS model. Dimensions include: Total length 73.5 (0.2m), distance from thumb screw to end 55 (∞), distance from end to center of thumb screw 17.526, distance from end to center of ENP 21.4, distance from end to center of 1-32UNF C-Mount 3.5, diameter of main body 3.4, diameter of mounting hole 2.85, mounting hole size M27x0.5, and mounting hole depth 0.5. Mounting features include a thumb screw (M2), ENP, and a 1-32UNF C-Mount. Mounting heights are H1=44.5 and H2=52.</p>
<p>Different point: Scale, Outline</p>		

# JC and JC1MS

Discontinued Model		Replacement Model
LM75JC		LM75JC1MS
<p>Different point: Outline, Resolution</p>		

Discontinued Model		Replacement Model
LM100JC		LM100JC1MS
<p>Different point: Outline, Resolution</p>		